

SKIMMER LID KITS - STAINLESS STEEL 342MM X 342MM		SKIMMER LID KITS - STAINLESS STEEL 306MM X 306MM	
10mm x 342mm x 342mm Inlay thickness 8-11mm	\$385.00	10mm x 306mm x 306mm Inlay thickness 8-11mm	\$365.00
15mm x 342mm x 342mm Inlay thickness 12-16mm	\$385.00	20mm x 306mm x 306mm Inlay thickness 15-22mm	\$365.00
20mm x 342mm x 342mm Inlay thickness 15-22mm	\$385.00	30mm x 306mm x 306mm Inlay thickness 25-32mm	\$365.00
30mm x 342mm x 342mm Inlay thickness 25-32mm	\$385.00	40mm x 306mm x 306mm Inlay thickness 35-42mm	\$386.00
40mm x 342mm x 342mm Inlay thickness 35-42mm	\$411.00	50mm x 306mm x 306mm Inlay thickness 45-52mm	\$386.00
50mm x 342mm x 342mm Inlay thickness 45-52mm	\$411.00	60mm x 306mm x 306mm Inlay thickness 55-62mm	\$386.00
ACCESS COVER KITS - STAINLESS STEEL 256MM X 256MM		ACCESS COVER KITS - STAINLESS STEEL 206MM X 206MM	
10mm x 256mm x 256mm Inlay thickness 8-11mm	\$335.00	10mm x 206mm x 206mm Inlay thickness 8-11mm	\$315.00
20mm x 256mm x 256mm Inlay thickness 15-22mm	\$335.00	20mm x 206mm x 206mm Inlay thickness 15-22mm	\$315.00
30mm x 256mm x 256mm Inlay thickness 25-32mm	\$335.00	30mm x 206mm x 206mm Inlay thickness 25-32mm	\$315.00
40mm x 256mm x 256mm Inlay thickness 35-42mm	\$360.00	40mm x 206mm x 206mm Inlay thickness 35-42mm	\$335.00
50mm x 256mm x 256mm Inlay thickness 45-52mm	\$360.00	50mm x 206mm x 206mm Inlay thickness 45-52mm	\$335.00
60mm x 256mm x 256mm Inlay thickness 55-62mm	\$360.00	60mm x 206mm x 206mm Inlay thickness 55-62mm	\$335.00
ACCESS COVER KITS - STAINLESS STEEL 156MM X 156MM		<p><b><u>EACH KIT INCLUDES:</u></b></p> <p><b>HEIGHT ADJUSTER</b> (provides 5mm extra height if inlay material is not thick enough)</p> <p><b>INLAY COVER</b> (a tray to hold the inlay material e.g. Tile, Paver, Decking)</p> <p><b>EDGE PROTECTOR</b> (Frame to protect coping/surrounds from chipping/breakages)</p> <p><b>ADHESIVE</b> (for use when assembling the inlay cover)</p> <p><b>SAFETY KEY</b></p> 	
10mm x 156mm x 156mm Inlay thickness 8-11mm	\$290.00		
20mm x 156mm x 156mm Inlay thickness 15-22mm	\$290.00		
30mm x 156mm x 156mm Inlay thickness 25-32mm	\$290.00		
40mm x 156mm x 156mm Inlay thickness 35-42mm	\$315.00		
50mm x 156mm x 156mm Inlay thickness 45-52mm	\$315.00		
60mm x 156mm x 156mm Inlay thickness 55-62mm	\$315.00		

Scan QR code to view details on all Nuway store's



**ASHMORE**

PH: 5597 3433  
ashmore@nuway.com.au

**MANGO HILL**

PH: 3491 6372  
mangohill@nuway.com.au

**BURPENGARY**

PH: 3888 8806  
burpengary@nuway.com.au

**ORMEAU**

PH: 5546 7703  
ormeau@nuway.com.au

**CHANDLER**

PH: 3390 2477  
chandler@nuway.com.au

**PINE RIVERS**

PH: 3881 1447  
pinerivers@nuway.com.au

**FORESTDALE**

PH: 3800 5433  
forestdale@nuway.com.au

**REDLANDS**

PH: 3207 7800  
redlands@nuway.com.au








**LOGAN**

PH: 3808 8442  
logan@nuway.com.au

**WESTERNS**

PH: 3715 6200  
western@nuway.com.au

SKIMMER LID KITS - POLYMER 342MM X 342MM		ACCESS COVER KITS - POLYMER 206MM X 206MM	
20mm x 342mm x 342mm Colour - Ash Inlay thickness 15-22mm	\$335.00	20mm x 206mm x 206mm Colour - Ash Inlay thickness 15-22mm	\$230.00
20mm x 342mm x 342mm Colour - Bone Inlay thickness 15-22mm	\$335.00	20mm x 206mm x 206mm Colour - Bone Inlay thickness 15-22mm	\$230.00
20mm x 342mm x 342mm Colour - Charcoal Inlay thickness 15-22mm	\$335.00	20mm x 206mm x 206mm Colour - Charcoal Inlay thickness 15-22mm	\$230.00
30mm x 342mm x 342mm Colour - Ash Inlay thickness 25-32mm	\$335.00	30mm x 206mm x 206mm Colour - Ash Inlay thickness 25-32mm	\$230.00
30mm x 342mm x 342mm Colour - Bone Inlay thickness 25-32mm	\$335.00	30mm x 206mm x 206mm Colour - Bone Inlay thickness 25-32mm	\$230.00
30mm x 342mm x 342mm Colour - Charcoal Inlay thickness 25-32mm	\$335.00	30mm x 206mm x 206mm Colour - Charcoal Inlay thickness 25-32mm	\$230.00
SKIMMER LID KITS - COMBINATION POLYMER COLOURED EDGE PROTECTOR & S/STEEL INLAY COVER 342MM X 342MM		ACCESS COVER KITS - COMBINATION POLYMER COLOURED EDGE PROTECTOR & S/STEEL INLAY COVER 206MM X 206MM	
20mm x 342mm x 342mm Colour - Ash Inlay thickness 15-22mm	\$370.00	20mm x 206mm x 206mm Colour - Ash Inlay thickness 15-22mm	\$275.00
20mm x 342mm x 342mm Colour - Bone Inlay thickness 15-22mm	\$370.00	20mm x 206mm x 206mm Colour - Bone Inlay thickness 15-22mm	\$275.00
20mm x 342mm x 342mm Colour - Charcoal Inlay thickness 15-22mm	\$370.00	20mm x 206mm x 206mm Colour - Charcoal Inlay thickness 15-22mm	\$275.00
30mm x 342mm x 342mm Colour - Ash Inlay thickness 25-32mm	\$370.00	30mm x 206mm x 206mm Colour - Ash Inlay thickness 25-32mm	\$275.00
30mm x 342mm x 342mm Colour - Bone Inlay thickness 25-32mm	\$370.00	30mm x 206mm x 206mm Colour - Bone Inlay thickness 25-32mm	\$275.00
30mm x 342mm x 342mm Colour - Charcoal Inlay thickness 25-32mm	\$370.00	30mm x 206mm x 206mm Colour - Charcoal Inlay thickness 25-32mm	\$275.00



ASH

BONE

CHARCOAL

COMBINATION

STAINLESS STEEL

<b>EXTRA LARGE COVER KITS - STAINLESS STEEL MANHOLE SIZES</b>		<b>PATIO DRAIN COVERS - STAINLESS STEEL 314MM X 314MM WATER INTAKE TO SUIT 90-100MM PIPE</b>	
20mm x 506mm x 506mm Inlay thickness 15-22mm	\$715.00	10mm x 314mm x 314mm Inlay thickness 8-11mm	\$365.00
30mm 506mm x 506mm Inlay thickness 25-32mm	\$715.00	20mm x 314mm x 314mm Inlay thickness 15-22mm	\$365.00
20mm x 656mm x 656mm Inlay thickness 15-22mm	\$835.00	30mm x 314mm x 314mm Inlay thickness 25-32mm	\$365.00
30mm x 656mm x 656mm Inlay thickness 25-32mm	\$835.00	40mm x 314mm x 314mm Inlay thickness 35-42mm	\$385.00
<b>LANDSCAPE DRAIN COVERS KITS - STAINLESS STEEL 342MM X 342MM WATER INTAKE TO SUIT 90-100 MM PIPE</b>		<b>HIGH FLOW DRAIN COVER KIT - STAINLESS STEEL 656MM X 656MM</b>	
10mm x 342mm x 342mm Inlay thickness 8-11mm	\$385.00	20mm x 656mm x 656mm Inlay thickness 15-22mm	\$845.00
20mm x 342mm x 342mm Inlay thickness 15-22mm	\$385.00		
30mm x 342mm x 342mm Inlay thickness 25-32mm	\$385.00		
40mm x 342mm x 342mm Inlay thickness 35-42mm	\$410.00		
<b>LINEAR LID KIT 1210MM</b> Kit includes: 1 x linear lid, 5 x linear bridges & levelers & 2 x Adhesives		<b>MITRED CORNER KIT 1210MM</b> Kit includes: 1 Left hand & 1 Right hand mitred corner lids, 8 x linear bridges & levelers, 1 x corner bridge & leveler & 4 x adhesive	
10mm x 110mm x 1210mm Inlay thickness 8-11mm	\$335.00	10mm x 110mm x 1210mm Inlay thickness 8-11mm	\$680.00
20mm x 110mm x 1210mm Inlay thickness 15-22mm	\$335.00	20mm x 110mm x 1210mm Inlay thickness 15-22mm	\$680.00
30mm x 110mm x 1210mm Inlay thickness 25-32mm	\$335.00	30mm x 110mm x 1210mm Inlay thickness 25-32mm	\$680.00
<b>FINISHING KIT</b> This Kit is required (one per install) providing the basic accessories. Kit includes: 2 x end caps, 1 x access key & 1 x stainless steel cutting disc		<b>END CAPS (set of 2)</b> Additional end caps if adding to each 1210mm length	
To suit a 10mm lid	\$50.00	To suit a 10mm lid	\$20.00
To suit a 20mm lid	\$50.00	To suit a 20mm lid	\$20.00
To suit a 30mm lid	\$50.00	To suit a 30mm lid	\$20.00

<b>TILE EDGE TRIM</b> 2 x 1210mm Trim	
To suit a 10mm lid	\$55.00
To suit a 20mm lid	\$55.00
To suit a 30mm lid	\$55.00



**DELIVERY INTO NUWAY STORE**

UP TO 4 LIDS \$15.00  
 5-8 LIDS \$30.00  
 1-2 LINEAR KITS \$30.00  
 (OVER 2 LINEAR KITS ADDITIONAL \$10 EACH LINEAR KIT)

