


CODE	PRODUCT	RETAIL
3101	STORM DRAIN 1M C/W BLACK GRATE (121Wx129Hx1000L)	\$26.60
N6223	STORM DRAIN 1M C/W COLOURED GRATE (121Wx129Hx1000L)	\$56.10
3017	STORM DRAIN 1M C/W GALVANISED GRATE (121Wx129Hx1000L)	\$41.90
3106	STORM DRAIN 1M C/W STAINLESS STEEL GRATE (121Wx129Hx1000L)	\$87.70
3301	STORM DRAIN 3M C/W BLACK GRATE (121Wx129Hx3000L)	\$80.10
N6224	STORM DRAIN 3M C/W COLOURED GRATE (121Wx129Hx3000L)	\$102.40
3018	STORM DRAIN 3M C/W GALVANISED GRATE (121Wx129Hx3000L)	\$133.60
3306	STORM DRAIN 3M C/W STAINLESS STEEL GRATE (121Wx129Hx3000L)	\$210.90
3430	STORM DRAIN SLIMLINE PIT C/W BLACK PLASTIC GRATE (340Lx261Hx100W mm)	\$30.30
N6226	STORM DRAIN SLIMLINE PIT C/W COLOURED PLASTIC GRATE (340Lx261Hx100W mm)	\$33.90
2465	STORM DRAIN SLIMLINE PIT C/W DUCTILE CLASS C (340Lx261Hx100W mm)	\$46.10
3435	STORM DRAIN SLIMLINE PIT C/W STAINLESS STEEL GRATE (340Lx261Hx100W mm)	\$40.50
2185	RAIN WATER PIT 250x250x285mm C/W BLACK GRATE	\$15.50
1102	RAIN WATER PIT 250x250x285mm C/W ALUMINIUM GRATE	\$31.50
1119	RAIN WATER PIT 250x250x285mm BASE ONLY	\$9.10
2215	RAIN WATER PIT 250mm GRATE ONLY BLACK (248x248mm)	\$6.40
1034	RAIN WATER PIT 300 series ALUM GRATE ONLY PLAIN	\$46.60
1027	RAIN WATER PIT 300mm BASE ONLY	\$18.80
2240	RAIN UNI PIT 200 C/W BLACK GRATE	\$15.60
2241	RAIN UNI PIT 200 C/W FLUSH ALUMINIUM GRATE	\$39.80
2019	RAIN UNI PIT 300 C/W ALUMINIUM GRATE	\$83.10
3401	STORM DRAIN CORNER BLACK COMPLETE	\$29.70
N6225	STORM DRAIN CORNER COLOURED COMPLETE	\$44.80
3406	STORM DRAIN CORNER STAINLESS STEEL COMPLETE	\$66.00
3411	STORM DRAIN CORNER C/W DUCTILE GRATE CLASS C	\$71.50
3400	STORM DRAIN CORNER GALVANISED COMPLETE	\$46.60
3121	STORM TEE PIECE C/W BLACK GRATE	\$40.50
N6227	STORM TEE PIECE C/W COLOURED GRATE	\$44.80
3126	STORM TEE PIECE C/W STAINLESS STEEL GRATE	\$53.90
3005	STORM DRAIN JOINING CLIP	\$6.30
3407	STORM DRAIN END CAP COMPLETE AUSTRALIA	\$6.30
3408	STORM DRAIN END OUTLET COMPLETE AUSTRALIA	\$7.60
3410	STORM DRAIN ATRIUM LEAF GUARD AUSTRALIA	\$8.60

Product that is not held at Nuway store will incur a \$60.50 delivery fee to store, otherwise, if not urgent we can tag onto the next Nuway store order.

Installation Instructions for Storm Drain System

Easy Installation in 4 simple steps



1. Dig the trench

- Form trench for Reln Storm Drain System allowing for a 50mm bed of packed sand and wide enough for a minimum of 100mm backfill of concrete on each side.
- Allow slope of approximately 30cm to every 20m.

2. Insert End Cap/End Outlet


- Join Reln Storm Drain System. Joins and End Caps may be sealed with silicone. Use Reln End Cap at highest point of Reln Storm Drain Channel. Connect the low end of the Storm Drain Channel to a Rainwater Pit, or, using 90mm PVC pipe use built in Bottom Outlet, or fit an End Outlet to allow water to clear.
- Lay Storm Drain Channel out with 90° Corner Piece or Tee Piece connected and End Cap fitted prior to concreting.

3. Snap together lengths

- Storm Drain Channel can be cut to length with a hacksaw, install with grate fitted
- install with grate fitted
- tape during concrete pour.

4. Finish.

- Top of grate must be 2mm below concrete or pave surface.
- Allow 72 hours for concrete to cure before vehicle use or removal of grates.



Complete Drainage System

Preformed pipe outlets allow for quick and easy gluing of ø90mm PVC stormwater pipe.

Easy clip out grate for cleaning.

Easy joining.

90° Corner allows left or right hand extension of the Reln Storm Drain.

3m Channel

Joiner

Leaf Guard

90° Corner

End Outlet

End Cap

Bottom outlet can be cut to allow more flexibility with installation.

Leaf Guard prevents leaves from blocking outlets and pipes.

Preformed End Outlet allows for quick and easy gluing of ø90mm PVC stormwater pipe.

1 Slim-line Pit

2 Tee Piece

3 3m Channel

4 Leaf Guard



5 End Outlet

6 90° Corner

7 End Cap

8 Tee Piece

9 1m Channel

ASHMORE

PH: 5597 3433
ashmore@nuway.com.au



BUDERIM

PH: 5445 2173
buderim@nuway.com.au

MANGO HILL

PH: 3491 6372
mangohill@nuway.com.au

BURPENGARY

PH: 3888 8806
burpengary@nuway.com.au

ORMEAU

PH: 5546 7703
ormeau@nuway.com.au

CHANDLER

PH: 3390 2477
chandler@nuway.com.au

PINE RIVERS

PH: 3881 1447
pinerivers@nuway.com.au

FORESTDALE

PH: 3800 5433
forestdale@nuway.com.au

REDLANDS

PH: 3207 7800
redlands@nuway.com.au

LOGAN

PH: 3808 8442
logan@nuway.com.au

WESTERNS

PH: 3715 6200
western@nuway.com.au