

Enriched – Premium Compost

A gentle nutrient boost for healthier, more resilient soil

About Enriched

Enriched is a versatile compost designed to lift tired soils and improve plant performance. It blends fine organic material with targeted components to enhance structure, water movement, and nutrient availability. Use it to refresh garden beds, top up around ornamentals, or improve vegetable plots before planting.

Key Ingredients & Benefits (Per 1m³)

Budget Fines (major component; balance after additives)

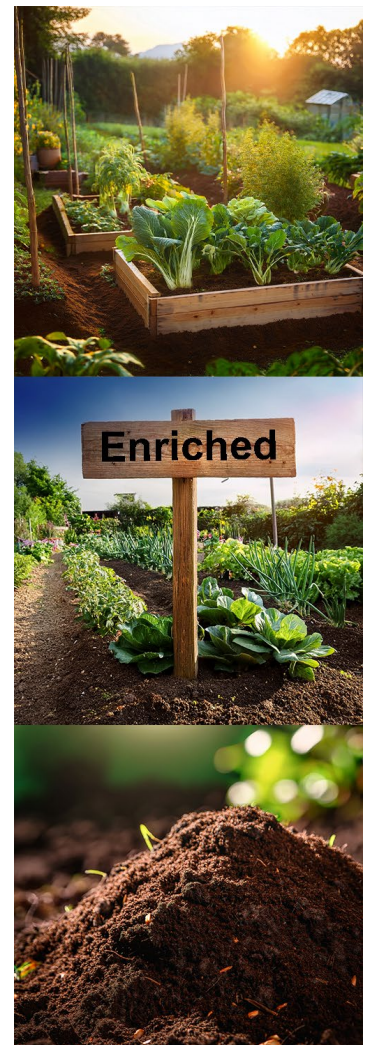
- Adds organic matter to build long-term soil health
- Improves soil structure and tilth for easier cultivation
- Supports beneficial microbes for steady nutrient release

10% Sand

- Increases drainage and helps prevent waterlogging
- Reduces compaction and improves aeration around roots
- Assists with even incorporation when blending into existing soils

10% Cow Manure

- Provides a gentle NPK boost for sustained growth
- Encourages strong root development and greener foliage
- Feeds soil biology to improve nutrient cycling








Note: Composition may vary slightly by batch. The balance of the blend is Budget Fines.

Why Choose Enriched?

- ✓ **Builds Organic Matter** – Improves soil health and structure over time
- ✓ **Balanced & Gentle** – Safe for most garden applications when used as directed
- ✓ **Better Water Management** – Aids both drainage and moisture retention
- ✓ **Versatile** – Ideal for new and established garden beds
- ✓ **Easy to Use** – Spreads and blends smoothly with existing soils

Best Uses

-  **Vegetable Gardens** – Mix through top 100–150 mm before planting
-  **Flower & Perennial Beds** – Top-dress and lightly fork in to refresh beds
-  **Around Shrubs & Trees** – Apply as a soil conditioner outside the drip line
-  **Soil Improvement** – Blend 1 part Enriched with 2–3 parts existing soil for general conditioning
-  **Pre-Plant Preparation** – Incorporate prior to laying mulch for best results

How to Apply (Quick Guide)

- Incorporation: Blend 30–50 mm into the top 100–150 mm of soil.
- Top-dress: Spread 10–20 mm, then water in well.
- New beds: Use as part of a soil build—condition first, then mulch.

Tip: Water thoroughly after application. For heavy-feeding crops, supplement with a balanced fertiliser during the growing season.

Visit your nearest Nuway Landscape Supplies location or shop online to experience the difference with Enriched!

Website: www.nuway.com.au

ASHMORE

PH: 5597 3433
ashmore@nuway.com.au



BUDERIM

PH: 5445 2173
buderim@nuway.com.au

BURPENGARY

PH: 3888 8806
burpengary@nuway.com.au

CHANDLER

PH: 3390 2477
chandler@nuway.com.au

FORESTDALE

PH: 3800 5433
forestdale@nuway.com.au

LOGAN

PH: 3808 8442
logan@nuway.com.au

MANGO HILL

PH: 3491 6372
mangohill@nuway.com.au

ORMEAU

PH: 5546 7703
ormeau@nuway.com.au

PINE RIVERS

PH: 3881 1447
pinerivers@nuway.com.au

REDLANDS

PH: 3207 7800
redlands@nuway.com.au

WESTERNS

PH: 3715 6200
western@nuway.com.au