













ROUND TANKS	CODE	WEIGHT	IMAGE	RETAIL
1,000 Litre Round Tank 1900mm height overall (1900mm inlet height) x 865mm diameter	N95	40kg		\$615.00
1,500 Litre Round Tank 1130mm height overall (1130mm inlet height) x 1420mm diameter	N6678	38kg		\$715.00
3,000 Litre Round Tank 2100mm height overall (2100mm inlet height) x 1420mm diameter	N6574	75kg		\$915.00
5000 Litre Round Tank 5000 Litre Tall Tank - 2100mm height overall (2100mm inlet height) x 1850mm diameter	N6575	113kg		\$1,050.00
5000 Litre Mid Tank - 1800mm height overall (1800mm inlet height) x 2000mm diameter	N6576	113kg		\$1,050.00
5000 Litre Squat Tank - 1550mm height overall (1550mm inlet height) x 2200mm diameter	N6577	113kg		\$1,050.00
7,500 Litre Round Tank 2100mm height overall (2100mm inlet height) x 2250mm diameter	N6578	175kg		\$1,350.00
10,000 Litre Round Tank 2170mm height overall (2170mm inlet height) x 2560mm diameter	N6579	200kg		\$1,775.00






Tanks are supplied with a tank fit kit (Inlet Strainer, cleanable highflow overflow, Brass water outlet, Water marked ball valve, "tank water in use" sign, thread tape & lockable tap fitting((lockable tap fitting not included on Rural tanks)

24 COLOURS AVAILABLE FOR ROUND & SLIM LINE TANKS


Water tank colours are based on
Colourbond range of colours








RURAL ROUND TANKS	CODE	WEIGHT	IMAGE	RETAIL
12,000 Litre Round Rural Tank 2150mm overall height Overall (1850mm inlet height) x 3000mm diameter	N7199	213kg		\$1,875.00
19,000 Litre Round Rural Squat Tank 2280mm height overall (1910mm inlet height) x 3720mm diameter	N7200	325kg		\$2,795.00
22,700 Litre Round Rural Tank 2600mm height Overall (2200mm inlet height) x 3690mm diameter	N6581	400kg		\$2,895.00
22,700 Litre Round Rural Squat Tank 2550mm height Overall (1950mm inlet height) x 4000mm diameter	N404	450kg		\$3,095.00
30,000 Litre Round Rural Tank 3320 height overall (2940mm inlet height) x 3720mm diameter	N6582	500kg		\$3,980.00

SLIMLINE TANKS	CODE	WEIGHT	IMAGE	RETAIL
2,000 Litre Slimline Tank 835mm wide x 1950mm height x 1770mm long	N88	90kg		\$1,150.00
2,500 Litre Slimline Tank 690mm wide x 1830mm height x 2940mm long	N6583	112kg		\$1,250.00
3000 Litre Modern Slimline Tank 835mm wide x 1950mm height x 2725mm long	N6584	125kg		\$1,350.00
5,000 Litre Slimline Standard Tank 1170mm wide x 1920mm height x 2900mm long	N6585	150kg		\$1,850.00
5,000 Litre Slimline Stubby Tank 1315mm wide x 1980mm height x 2680mm long	N6586	175kg		\$1,750.00

Tanks are supplied with a tank fit kit (Inlet Strainer, cleanable highflow overflow, Brass water outlet, Water marked ball valve, "tank water in use" sign, thread tape & lockable tap fitting((lockable tap fitting not included on Rural tanks)

UNDER DECK TANK	CODE	WEIGHT	IMAGE	RETAIL
2,000 Litre Under Deck Tank 1500mm wide x 750mm height x 2200mm long	N89	90kg		\$1,250.00

UNDERGROUND TANKS	CODE	WEIGHT	IMAGE	RETAIL
3300 Litre Underground Tank 1640mm wide x 1665mm height x 2470mm long	N402	200kg		\$3,050.00
5000 Litre Underground Tank 1640mm wide x 1665mm height x 3520mm long	N403	300kg		\$4,450.00

THIN TANKS	CODE	WEIGHT	IMAGE	RETAIL
2,000 Litre Thin Tank 470mm wide x 1970mm height x 2400mm long Wall Brackets (set of 2) Floor Brackets (set of 2)	N91 WB02 BS201	135kg		\$1,750.00 \$45.00 \$75.00
3,000 Litre Thin Tank 580mm wide x 1970mm height x 2920mm long Wall Brackets (set of 2) Floor Brackets (set of 2)	N93 WB01 BS301	175kg		\$2,580.00 \$45.00 \$75.00
4,000 Litre Thin Tank 750mm wide x 1970mm height x 2980mm long Wall Brackets (set of 2) Floor Brackets (set of 2)	N94 WB02 BS201	200kg		\$2,750.00 \$45.00 \$75.00

NB: 1,000 litre thin tank must be fitted with either wall Brackets or secured to a 200x75x2400mm fence post. All other Thin Tanks should be fitted with either a wall or floor Brackets. Brackets are required to ensure tank(s) cannot be accidentally pulled over by human effort or in high wind areas. Please refer to installation guide through Nuway Website

Tanks are supplied with a tank fit kit (Inlet Strainer, cleanable highflow overflow, Brass water outlet, Water marked ball valve, "tank water in use" sign, thread tape & lockable tap fitting) (lockable tap fitting not included on Rural tanks)

12 COLOURS AVAILABLE FOR THIN TANKS (colourbond range of colours)



TANK ACCESSORIES	CODE	IMAGE	RETAIL
90mm Overflow Kit	N102		\$15.00
100mm Overflow Kit	N103		\$18.00
400mm Leaf Strainer	N105		\$20.00
500mm Leaf Strainer	N106		\$25.00
400mm Leaf & Light Guard	N109		\$15.00
500mm Leaf & Light Guard	N110		\$15.00
400mm Screen Cover	N107		\$22.00
500mm Screen Cover	N108		\$25.00
25mm Ballvalve	N111		\$21.00
Pump Cover 550mm L x 500mm H x 400mm W	N101		\$75.00
Tank to pump hose kits 1 metre	N112		\$35.00
Tank to pump hose kits 2 metre	N113		\$45.00

Delivery: Free delivery for Water Water tanks to Brisbane, Sunshine Coast & Gold Coast area's

All tanks come with a 10 year Warranty, providing the water tank is installed as per our installation guide and is used for its intended purpose. A warranty document is supplied with the "quality Test Report" on delivery of your tank.

Scan QR code to view
details on all Nuway
store's



ASHMORE

PH: 5597 3433
ashmore@nuway.com.au

MANGO HILL

PH: 3491 6372
mangohill@nuway.com.au

BURPENGARY

PH: 3888 8806
burpengary@nuway.com.au

ORMEAU

PH: 5546 7703
ormeau@nuway.com.au

CHANDLER

PH: 3390 2477
chandler@nuway.com.au

PINE RIVERS

PH: 3881 1447
pinerivers@nuway.com.au

FORESTDALE

PH: 3800 5433
forestdale@nuway.com.au

REDLANDS

PH: 3207 7800
redlands@nuway.com.au

LOGAN





PH: 3808 8442
logan@nuway.com.au

WESTERNS

PH: 3715 6200
western@nuway.com.au

PUMPS

PUMPS	
PRJ052 External Jet Pressure Pump	
Power Absorbed (Watts)	370w
Max. Flow Rate (l/min)	55
Max. Head (m)	33m
Suction Lift	8
No. of Taps	2 – 4
Cord Length	3m
Inlet Size	25mm
Outlet Size	25mm
PRM4000 External Jet Pressure Pump	
Power Absorbed (Watts)	600w
Max. Flow Rate (l/min)	55
Max. Head (m)	35m
Suction Lift	9
No. of Taps	4 – 6
Cord Length	1.5m
Inlet Size	25mm
Outlet Size	25mm
PRM5000 Submersible Pump	
Power Absorbed (Watts)	850W
Max. Flow Rate (l/min)	80
Max. Head (m)	32m
Suction Lift	3 impellers
No. of Taps	4 – 6
Cord Length	10m
Inlet Size	25mm
Outlet Size	25mm
INOX240 External Multi-Stage Pump	
Power Absorbed (Watts)	720w
Max. Flow Rate (l/min)	100
Max. Head (m)	48m
Suction Lift	8m
No. of Taps	6 – 7
Cord Length	2m
Inlet Size	25mm
Outlet Size	25mm
INOX250 External Multi-Stage Pump	
Power Absorbed (Watts)	985w
Max. Flow Rate (l/min)	100
Max. Head (m)	60m
Suction Lift	8m
No. of Taps	7 – 8
Cord Length	2m
Inlet Size	25mm

IMAGE	RETAIL
	\$350
Size: 370L x 190W x 380H mm Weight: 8kg External Jet Pressure Pump Automatic pressure controller giving consistent pressure supply. Run-dry protection and thermal overload protection to protect the pump	
	\$750
Size: 380L x 200W x 480H mm Weight: 10kg External Jet Pressure Pump with Mains Change-over Valve Restricts flow of mains supply while rain water is being pumped to help conserve water. Pump is suited for laundry, toilet, small house one bathroom.	
	\$830
Size: 127L x 127W x 502H mm Weight: 12kg Submersible Multi-Stage Pressure pump w/ mains Change Over Device This system is suitable for underground tanks and best suited for supply to toilet, laundry and garden taps/outlets.	
	\$790
Size: 430L x 210W x 440H mm Weight: 14kg External Multi-Stage Pump with electronic controller This pump will sense when you have opened your house tap and will automatically start the pump. When you close the tap the pump will stop.	
	\$890
Size: 500L x 230W x 440H mm Weight: 16kg External Multi-Stage Pump with electronic controller This pump will sense when you have opened your house tap and will	

Outlet Size	25mm	automatically start the pump. When you close the tap the pump will stop.
-------------	------	--