

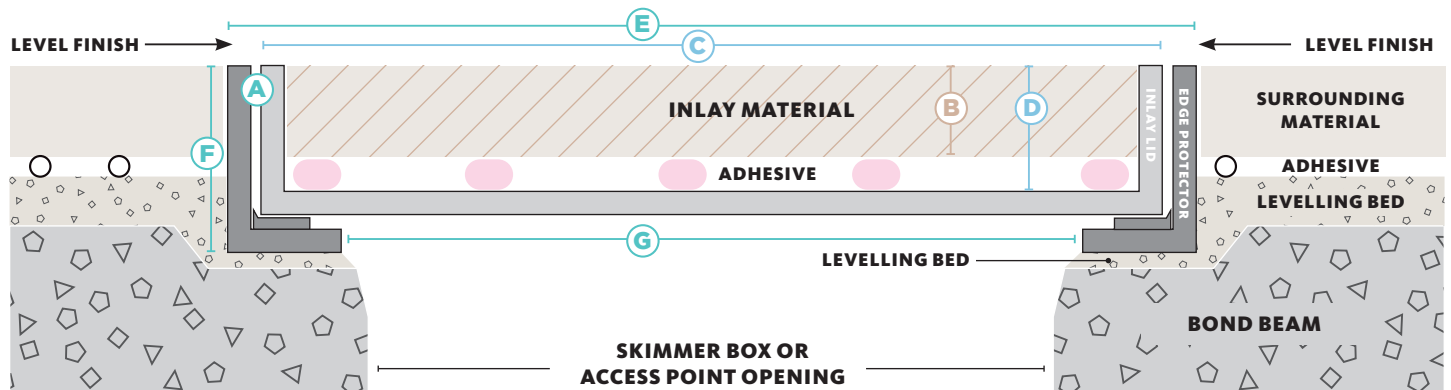


HIDE KIT SERIES

SKIMMER LID AND ACCESS COVERS

H I D E®

CROSS SECTION VIEW OF COMPLETED SKIMMER LID INSTALL



| HIDE KIT | MATERIAL THICKNESS | INLAY LID | | EDGE PROTECTOR FRAME | | |
|--------------------|--------------------|-----------|----------------|----------------------|----------------|-------------------|
| PRODUCT ORDER CODE | mm | SIZE | INTERNAL DEPTH | SIZE | EXTERNAL DEPTH | UNDERSIDE OPENING |
| A | B | C | D | E | F | G |

306mm Skimmer and Access Cover Kit

| | | | | | | |
|-----------|-------|---------|----|---------|----|---------|
| HSL306-10 | 8-12 | 300 sq. | 12 | 306 sq. | 23 | 252 sq. |
| HSL306-20 | 15-22 | | 23 | | 33 | |
| HSL306-30 | 25-32 | | 33 | | 43 | |
| HSL306-40 | 35-42 | | 43 | | 53 | |
| HSL306-50 | 45-52 | | 53 | | 63 | |
| HSL306-60 | 55-62 | | 63 | | 73 | |

342mm Skimmer and Access Cover Kit

| | | | | | | |
|-----------|-------|---------|----|---------|----|---------|
| HSL342-10 | 8-12 | 336 sq. | 12 | 342 sq. | 23 | 288 sq. |
| HSL342-15 | 12-16 | | 18 | | 28 | |
| HSL342-20 | 15-22 | | 23 | | 33 | |
| HSL342-30 | 25-32 | | 33 | | 43 | |
| HSL342-40 | 35-42 | | 43 | | 53 | |
| HSL342-50 | 45-52 | | 53 | | 63 | |
| HSL342-60 | 55-62 | | 63 | | 73 | |


HIDE products are recommended for use in pedestrian traffic areas only.

Information correct at time of printing, changes may be made without notice. Modifications and updates can be viewed on our website - www.skimmerlids.com.au

43 HIDE PRODUCTS - 8 SIZES AND 6 DEPTHS



SKIMMER BOX COVERS



CONCRETE WET-POUR



ACCESS COVERS




DRAIN COVERS



HIDE KIT SERIES

SKIMMER LID



ELEGANT
FINISH



HIGH
GRADE



EASY
INSTALL



10 YEAR
WARRANTY



POOL
SAFE

HIDE SKIMMER LID KIT INCLUDES

SAFETY KEY

A 316L marine grade stainless steel tool, to enable the installed HIDE cover to be safely and easily opened and closed.

HEIGHT ADJUSTER

Used only when additional height is required. Provides 2mm extra height if inlay material is not thick enough to achieve a flush finish with the top of the Inlay Cover.

INLAY LID

A 316L marine grade stainless steel tray which holds the inlay (landscape) materials you've chosen, for example, tile, paver, concrete or decking.

EDGE PROTECTOR

A 316L marine grade stainless steel frame inserted into a recess within the landscaped area. It protects the coping/surrounds from chipping/breakage when the Inlay Cover is opened/closed.

ADHESIVE AND DOCUMENTATION

A one-part adhesive specially developed for a long-term fitting of natural stone and porcelain tiles into the HIDE Inlay Series. Documents consist of comprehensive contractor installation instructions, homeowners warranty and manual.

NO ACID OR CHEMICAL WASH

ACID and chemical washes will cause discolouration and/or rusting on the stainless steel HIDE components. Acid or chemical contact will void the HIDE warranty.

Please scan and read the Care & Maintenance document to better understand stainless steel care.



CARE & MAINTENANCE



PROUDLY MANUFACTURED BY:
SKIMMER LIDS

PTY LTD