



CONCRETE SLEEPER & POST WALL

01-02-2021REV

PLAIN GREY SLEEPER		CODE	WEIGHT	RETAIL UNDEL'D
1000x200x75mm		N5896	33kg	\$26.62
1200x200x75mm		N5897	42kg	\$28.08
1600x200x75mm		N5898	57kg	\$29.20
2000x200x75mm		N5899	72kg	\$30.29
2400x200x75mm		N5900	83kg	\$37.70
TIMBER LOOK SLEEPER		CODE	WEIGHT	RETAIL UNDEL'D
1000x200x75mm		N5901	33kg	\$30.59
1200x200x75mm		N5902	42kg	\$31.99
1600x200x75mm		N5903	57kg	\$33.48
2000x200x75mm		N5904	72kg	\$36.63
2400x200x75mm		N5905	83kg	\$41.90
SANDSTONE BLOCK SLEEPER		CODE	WEIGHT	RETAIL UNDEL'D
1600x200x75mm		N6611	57kg	\$34.76
2000x200x75mm		N6612	72kg	\$37.49
PREMIUM SEALED SLEEPER			WEIGHT	RETAIL UNDEL'D
1600x200x75mm - Colours: Mocha, Country & Smokey Blue			57kg	\$37.49
2000x200x75mm - Colours: Mocha, Country & Smokey Blue			72kg	\$43.11
2400x200x75mm - Colours: Mocha, Country & Smokey Blue			83kg	\$49.82
STACKSTONE GRAFITE PREMIUM SEALED SLEEPER		CODE	WEIGHT	RETAIL UNDEL'D
1600x200x75mm Stackstone premium (1590mm)		N7088	57kg	\$40.38
2000x200x75mm Stackstone premium (1990mm)		N7089	72kg	\$45.34
2400x200x75mm Stackstone premium (2390mm)		N7090	83kg	\$49.82
STACKSTONE GRAFITE STORM GREY SLEEPER		CODE	WEIGHT	RETAIL UNDEL'D
1600x200x75mm Storm Grey (1590mm)		N7093	57kg	\$37.77
2000x200x75mm Storm Grey (1990mm)		N7094	72kg	\$39.23
2400x200x75mm Storm Grey (2390mm)		N7095	83kg	\$44.11
STEEL 90 DEGREE CORNER POSTS GALVINISED		CODE	WEIGHT	RETAIL UNDEL'D
800x100mm		N7096	14kg	\$51.70
1200x100mm		N7097	22kg	\$79.15
1600x100mm		N7098	27kg	\$103.40
1800x100mm		N7099	33kg	\$124.44
2000x100mm		N7100	40kg	\$137.21
2400x100mm		N7101	45kg	\$154.56

CONCRETE SLEEPER & POST WALL

cont'd

STEEL H BEAM POSTS GALVINISED	CODE	WEIGHT	RETAIL UNDEL'D
600x100mm (for wall height 300mm)	N5906	8.8kg	\$30.26
800x100mm (for wall height 400mm)	N5907	11.8kg	\$40.36
1200x100mm (for wall height 600mm)	N5908	17.8kg	\$60.54
1600x100mm (for wall height 800mm)	N5909	23.7kg	\$80.73
2000x100mm (for wall height 1000mm)	N5910	29.6kg	\$100.90
2400x100mm	N5911	35.5kg	\$121.08
2800x100mm	N6722	41.5kg	\$141.27
3200x100mm	N48	47.4kg	\$161.44
3600x100mm	N6723	53.3kg	\$181.62
4000x100mm	N6724	59.2kg	\$201.80
2000x150mm	N2625	46.8kg	\$226.88
2400x150mm	N5912	56.16kg	\$275.00
2800x150mm	N5913	65.52kg	\$316.25
3000x150mm	N6726	70.2kg	\$341.00
3200x150mm	N5914	74.88kg	\$364.38
3600x150mm	N5915	84.24kg	\$405.63
4000x150mm	N5916	93.60kg	\$453.75
4400x150mm	N6727	102.96kg	\$497.75


Refer to the installation guide available in-store or on Nuway's website. The recommended wall heights shown here are a guide only. Consideration needs to be given to variables such as soil type (ie igneous rock, clay, sand, etc) type of backfill/subgrade material to be used and whether the wall is weight bearing. Seek engineering advice for walls over 1m high or where soil, backfill and subgrade type may affect the stability of the wall.

STEEL H BEAM POSTS GALVINISED WITH REO	CODE	RETAIL UNDEL'D
600x100mm (for wall height 600mm)	N6897	\$48.33
800x100mm (for wall height 800mm)	N6898	\$60.09
1000x100mm (for wall height 1000mm)	N6899	\$71.84
1200x100mm	N6900	\$87.52
1400x100mm	N6901	\$107.11
1600x100mm	N6902	\$118.87
1800x100mm	N6903	\$141.08
2000x100mm	N6904	\$172.70
1600x150mm	N6905	\$169.87
1800x150mm	N6906	\$197.92
2000x150mm	N6907	\$219.37
2200x180mm	N6908	\$346.42
2400x180mm	N6909	\$346.42
2600x200mm	N6910	\$445.42
2800x200mm	N6911	\$445.42
3000x200mm	N6912	\$570.82

REDLANDS PH: 3207 7800 249 Cleveland-Redland-Bay Rd Thornlands 4164	ASHMORE PH: 5597 3433 650 Southport -Nerang Rd (opp. BP Station) Ashmore 4214	CHANDLER PH: 3390.2477 2630 Old - Cleveland Rd (cnr Aldis Rd) Chandler 4155	FORESTDALE PH: 3800 5433 2-16 Stapylton Rd Forestdale 4118	LOGAN PH: 3808 8442 488 Loganlea Rd Slacks Creek 4127	BURPENGARY PH: 3888 8806 8A 1 Commerce Pl (cnr North Shore Dr) Burpengary 4505	MANGO HILL PH: 3491 6372 1823 Anzac Ave Mango Hill 4509	WESTERN SUBURBS PH: 3715 6200 12 Jennifer St Seventeen Mile Rocks 4073
---	---	---	--	--	---	---	---

CONCRETE SLEEPER & POST WALL

cont'd

STEEL C BEAM POSTS GALVINISED (100UC STRENGTH)	CODE	WEIGHT	RETAIL UNDEL'D
600x100mm (for wall height 300mm)	N5918	5kg	\$18.15
800x100mm (for wall height 400mm)	N5919	6.6kg	\$24.16
1200x100mm (for wall height 600mm)	N5920	10kg	\$36.20
1600x100mm (for wall height 800mm)	N5921	13.2kg	\$48.25
2000x100mm (for wall height 1000mm)	N5922	16.6kg	\$60.29
2400x100mm	N5923	20kg	\$72.34
2800x100mm	N6718	23.3kg	\$84.44
3200x100mm	N6572	26.5kg	\$96.48
2400x150mm	N5924	41.5kg	\$164.07
2800x150mm	N6719	49.6kg	\$229.68
3200x150mm	N5925	56.5kg	\$262.49
4000x150mm	N6720	70.8kg	\$328.12
GALVANISED FENCING BRACKETS	CODE		RETAIL UNDEL'D
Fence Bracket Standard 3mm		N5926	\$20.02
Fence Bracket Heavy Duty 6mm		N5927	\$23.10
Fence Bracket Offset Heavy Duty 6mm		N6573	\$26.18
Bracket Kit includes 1 x Bracket, 2 x nuts and bolts			
POST CAPS	CODE		RETAIL UNDEL'D
Post Cap (C Post)	QPSLPCC		\$6.62
Post Cap (H Post)	QPSLPCH		\$9.24

DELIVERY CHARGE:

Nuway sales staff to refer to freight instructions in counter folder.