

CONSOLIDATORS

Sandstone/Limestone and
Masonry consolidator to harden and
bind porous and friable surfaces.



‘5 YEAR WARRANTY & CSIRO tested’ *
DEFEND (sandstone/limestone consolidator)
DEFEND is a penetrating, invisible and breathable liquid that consolidates, hardens and binds the surface of porous and friable surfaces, particularly limestones and sandstones. It will assist in the prevention of salt attack and surface breakdown common around swimming pools. **DEFEND** is also useful on less porous surfaces such as tile, brick, natural stone, paving and grout. Sealing with **PINNACLE** over **DEFEND** gives a 5 year warranty and sealing with **TUSCAN** over **DEFEND** gives a 3 year warranty. No Warranty will be given if the correct sealers are not used. Ensure surfaces to be treated are dry, clean and free of residues.


Application: Saturate the surface with product using a clean brush, dip seal or a low-pressure hand spray. Avoid contact with surrounding areas. After 10 minutes, repeat the process. Total application rate is approximately 3-5 square metres per litre but is totally dependent on surface porosity. This allows for 2 saturating coats on most surfaces.



‘2 YEAR WARRANTY & CSIRO tested’ ***
SYNERGY (combination consolidator & penetrating sealer in one)
SYNERGY is a consolidator/hardening agent especially designed to stop salt attack around swimming pools. **SYNERGY** is truly two products in one. **SYNERGY** is a versatile product and is also ideal for use on all soft natural stone and masonry surfaces where consolidation is imperative to protecting your investment whilst still providing premium protection against staining. **SYNERGY** is also useful on outdoor stone and masonry furniture, pots and statues. Apply 2-4 coats with a lambswool applicator, paint brush or a low pressure hand sprayer.

Always test a small area first.

THE COATINGS



ENDURE is a solvent based acrylic resin designed to give a wet look to surfaces where it is applied. It is typically associated with the gloss look of slate floors. **ENDURE** can be applied to slate, sandstone, and most types of pavers. It is not suitable for terracotta or very dense surfaces such as porcelain, wet cast pavers, polished or honed surfaces. To apply, be sure that the surface is clean and dry. Always do a test patch especially on floors where an unknown sealer has been used. If any strange reactions happen, call our toll free number. We advise plans are made to sleep elsewhere on the night of application due to the odour of this product. Use a lambswool applicator and evenly spread the product on the floor. Do not allow pooling and remember thin even coats are best. More is not better with this product. After the first coat, allow around 2-3 hours before applying the second coat. In cold conditions this may be longer. Repeat the same process as the first coat ensuring no pools or puddles are left behind. Allow 12 hours before putting furniture back or walking on the floor. Any scratching of the sealer when

placing furniture back can be easily painted over with some more sealer. Cleaning and maintenance should be done with **REFRESH** and a re seal should be carried out every 2 years – more frequently for high traffic areas. Harsh cleaners such as Jif, Handy Andy or any acids should not be used on the sealed surface.

Coverage: Allow approx. 5 square metres per litre for a finished job with 2 coats.

Cleanup: Environex **CYCLONE** is to be used to clean up applicators. If you can dedicate an applicator for this job only, allow it to go hard and place in sealer 30 minutes before starting next time. The sealer will soften the brush or applicator.



‘3 YEAR WARRANTY’ **
HI LITE is a sealer that provides a darkening of the surface without the normal slippery surface that can result (in most cases). It is suitable for indoor and outdoor use and is best suited to pavers where a darker look is desired. Not suitable for honed, polished or wet cast surfaces. Two coats applied evenly across the surface will give best results. A patchy appearance after one coat is normal.

Application: Refer to the instructions for **ENDURE**. 2-4 coats as required. Not to be used on pool surrounds. Life span should be around 3-5 years dependent on traffic and conditions.

Coverage: Allow approx. 5 square metres per litre for a finished job with 2 coats.



STONESEAL is a water based acrylic sealer designed to give a satin finish to sandstone, slate and paving surfaces. It is suitable for indoor and outdoor use and is especially suited to Australian and Indian sandstones. Two coats will provide a tough seal on most surfaces that will resist staining from most household items. **STONESEAL** is not recommended around pools as it will result in a slippery and dangerous surface.

Application: Apply product using a lambswool applicator. Two coats should be applied about 2 hours apart. Allow 12 hours for the final coat to cure. Surfaces should not be hotter than 35 degrees or colder than 10 degrees when applying **STONESEAL**. Do not allow pooling or puddling as this can dry to a weak spot in the sealer. If the surface is very porous 3 coats may be required for an even finish.

Resealing should be done every 2-3 years and the old sealer should simply be cleaned with **HD CLEANER** prior to re sealing. Area should be rinsed with **REFRESH**.

Cleanup is in water. Be sure to clean up before the sealer dries as it is difficult to remove after it has set.

Coverage: Allow approx. 5 square metres per litre for a finished job with 2 coats.

* *When applied in accordance with the manufacturer's simple directions and specifications a 5 year warranty is provided. Terms and conditions apply. Details available on request.*

** *When applied in accordance with the manufacturer's simple directions and specifications a 3 year warranty is provided. Terms and conditions apply. Details available on request.*

****When applied in accordance with the manufacturer's simple directions and specifications a 2 year warranty is provided. Terms and conditions apply. Details available on request.*

THE STRIPPERS

CYCLONE: will remove **ENDURE**.

MULTI STRIP: will remove **STONESEAL**.

MULTI STRIP is a more aggressive stripper than **CYCLONE** and can be used to remove **ENDURE**, however it evaporates much quicker. **MULTI STRIP** should also be used where you are unsure as to the type of sealer on the surface. If this fails, call our toll free number.

Application: Stripping a floor requires patience and good work practices. Always work a small area so that you keep control and remember that dry stripper is useless – it must be kept wet to be working.

Apply the stripper by flooding it onto a small area (say 4 tiles). Scrub with a scrubbing brush to get the sealer and the stripper into a solution. Yes it is messy!! Wipe it off with a rag and throw the rag away. Repeat as necessary until the tile is bare. You will need lots of rags and we suggest a breathing apparatus as the fumes are nasty. Do not leave used rags on the floor as they can leave more sealer on the floor that is hard to remove.

Continue across the floor until all tiles are bare. If Stripping **ENDURE**, a can of **MULTI STRIP** may be useful at the end for difficult areas.

STRIP IT is a non-ammoniated stripping compound. This product has been specifically formulated for removal of acrylic metal cross-linked polishes such as **LINK SEAL 30**. It is recommended for use where the use of an ammoniated stripper is not desired.

STRIP IT is essentially odourless and will not yield unpleasant vapours.

Application: Prepare a 1:1 solution of **STRIP IT** in hot water and apply to the floor with a mop. Allow five minutes for the product to react with the polish.

Machine scrub, at slow speed, using a black pad, or scrub with deck scrubber, scrubbing brush or stiff broom. Pick up the resultant slurry with a mop. Rinse the floor twice with clean, hot water and clean mop.

STRIP IT may be used on the floor as a light strip where only a surface coat of polish needs removing. Use at a dilution rate of up to 1:10 in hot water.

MULTI STRIP will evaporate quickly so only use it on small areas.

MULTI STRIP can take paint off so take extra care around skirting boards.

Manufactured by
Environex International Pty Ltd
19 Motivation Drive, Wangara, WA 6065
Ph: (08) 9302 4000
Fax: (08) 9302 5000

FOR TECHNICAL ASSISTANCE
CALL 1800 999 196

E: info@environex.net.au

W: www.environex.net.au



Cleaning AND Sealing Guide



CLEANERS

Incorrect use of certain cleaners can cause permanent damage.
Always add chemicals to water not water to chemicals. Always test a small area first.



AMAZE is suitable for use on most surfaces – ceramics, vitrified and slate – for the removal of left over grout smear. **AMAZE** is a blend of acids that will cause a fizzing response on application but it is not as strong as **ANTI-EFF** or **GREEN DEVIL**. Its best uses will be on slate and ceramics where a minor grout smear problem has occurred. Always use gloves and dilute in 5 parts water. Apply to the affected area and then scrub hard prior to mopping or removing the residue. It is best to work small areas at a time and rinse thoroughly. Do not use **AMAZE** on highly polished surfaces such as porcelain.

Always use gloves, safety glasses and full length clothing.



ANTI-EFF is a blend of acids designed to remove unsightly efflorescence salts and grout smear from pavers, terracotta and sandstone. Always wet the surface before application and dilute product with 15-25 parts water as per tech data, then neutralise with **REFRESH** and rinse. Mix away from surface to be treated. A fizzing reaction is normal. It is important to do a small area, get the product on and then scrub and rinse quickly. Always treat the whole area in a uniform manner and never use the product without diluting it. Never allow **ANTI-EFF** to dry on the surface. Thorough rinsing is vital. (The floor must be rinsed with **REFRESH** to take off any residue and left over dirt. Not to be used on polished surfaces such as porcelain.) Suitable for most surfaces. Best use is on concrete pavers.

Always use gloves, safety glasses and full length clothing.

Coverage: One Litre should clean approx. 10 square metres.

BAN RUST is a remarkable blend of acidic cleaning agents which easily and rapidly converts those brownish coloured bore water stains allowing complete removal from all masonry and other building surfaces. **BAN RUST** also finds application in the marine industry for the removal of rust stains from fibreglass and other surfaces and water line staining caused by bacterial action.

Application: **BAN RUST** is supplied in a ready to use form and incorporates a unique wetting agent to ensure total penetration into the stain to be removed. Use undiluted or 1-10 parts water (always test first). **BAN RUST** may be spray, brush or roller applied over contaminated surface. Allow 5-10 minutes duration or until stain has disappeared before flooding treated surface with water to remove any excess **BAN RUST**. For very heavily stained surfaces a second application of **BAN RUST** may be necessary.

FLOOR SPARKLE is a heavy duty powerful water-based alkaline floor cleaner designed for safe and effective removal of heavy grease and oil deposits encountered in kitchen, food preparation areas and plant and machinery workshops. Light cleaning 1:100, Medium cleaning 1:50, and Heavy duty cleaning 1:10.



GREEN DEVIL is a blend of acids best suited to removing grout smear from terracotta and sandstone. This product is NOT to be used on coloured concrete pavers. Mix with 10 parts water and flood onto a small area. A fizzing reaction is normal as the product attacks the cement smear. Scrub hard and rinse off thoroughly. Do not allow to dry on the surface. A stronger mix may be used on sandstone – up to 5 parts water for difficult stains. (The floor must be rinsed with **REFRESH** to take off any residue and left over dirt. Not to be used on polished surfaces such as porcelain.)

Always use gloves, safety glasses and full length clothing.

Coverage: One Litre should clean approx. 10 square metres.



HD CLEANER is a highly alkaline caustic cleaner designed for the cleaning of surfaces prior to sealing either for the first time or for later resealing. The strength of **HD CLEANER** makes it ideal to remove dirt deposits in kitchens or living areas that may have built up over time. Best results will be obtained with a dilution in 20 parts hot water. Flood the affected area and allow to stand for 2-3 minutes. Scrub vigorously until the solution on the floor is dirty and then mop off or remove with a wet vac. (The floor must be rinsed with **REFRESH** to take off any residue and left over dirt. Not to be used on polished surfaces.)


Always use gloves, safety glasses and full length clothing.



MAESTRO is a strongly chlorinated cleaner designed to remove organic stains such as moss and mould, leaf tannins and timber stains. It is best applied neat or diluted 1-5 parts water onto the affected area. Move the product around until the stains fade away – use a broom or a scrub brush – and then rinse thoroughly. Repeat if necessary. Do not get **MAESTRO** on clothing.

Always use gloves, safety glasses and full length clothing.

Coverage: One Litre should clean approx. 5 square metres.



REFRESH (daily or weekly cleaner) is a pH Neutral Detergent designed for routine cleaning of all sealed surfaces. The product will gently clean and condition floors ensuring long sealer life. Dilute at 1:50 in warm water and mop on and then off the surface to be treated. Rinse with clean water to finish.



S21 MULTI PURPOSE CLEANER is a remarkable hard surface cleaning concentrate which has outstanding grease cutting action through the incorporation of a broad range of sequestrants, surfactants and alkaline cleaning components. These components are further boosted with a specialty solvent component to synergistically dissolve and emulsify almost any grease or grime which can be encountered. The alkalinity of **S21 MULTI PURPOSE CLEANER** has been achieved without using caustic based products.

Tyre Marks – Apply neat, allow to dwell on the stain for about 60 seconds, scrub with a stiff brush and rinse off with copious amounts of water. If the mark remains, repeat the process.

SAPPHIRE is a blend of acids and nonionic surfactants designed to remove stubborn stains such as red dirt etc. from hard surfaces such as masonry, ceramics, porcelain and glass. Do not use on concrete paving.

Application: Apply **SAPPHIRE** diluted to 1:20 with hot water and apply to stains, allow to stand for a few minutes, then work with a brush or soft scouring pad (avoid scratching) and then rinse clean.

SD 6 is an alkaline iron stain remover that will rapidly convert yellow-brown insoluble iron stains to a pale green water-soluble solution. It will also convert other metal oxide stains such as manganese to soluble forms. **SD 6** is a safe alternative to oxalic acid cleaners

Application: Apply **SD 6** neat or diluted with water, depending on the severity of the stain. Wash off immediately with tap water.

If the surface is not washed off immediately, then air will re-convert the solubilized iron back to the insoluble form and the stain will return.

VANISH Is a two part bleach cleaner designed for the cleaning of sandstone and transition metal colour bodies from siliceous surfaces. Do not use on man-made pavers.

NOTE: Never use any acid on any marble, travertine or limestone surface.

CLEANING TIP: Never let the surface dry and always rinse off thoroughly.

Always test a small area first.

SEALERS

There are 2 types of sealer – those that penetrate and those which leave a surface coating. The penetrating sealers will leave a natural finish but may alter the colour depending on type of stone. The surface coatings will alter the appearance of the surface to differing degrees depending on which product is chosen.

PENETRATING SEALERS



ADVANTAGE is to be used on dense materials such as porcelain and granite. It will leave the surface with a natural finish (polished in the case of porcelain) and will protect against common spills.

Preparation is the key to success with this product. The area to be sealed should be cleaned using a dilute **HD CLEANER** and all grout residue and dirt should be removed.

Application: Apply product using a sprayer or lambswool applicator. One coat should be allowed to dry on the surface. Do not flood the product on – a good even thin coverage is best. For the second coat apply **ADVANTAGE** to a small area and then use a soft cloth or a white buffing pad if using a machine. This “spray buff” will bring out the natural finish of the surface. A polished porcelain will have a high polish as it does prior to grouting. Continue across the floor buffing small quantities of product until complete. Allow 2 hours for curing. Only clean treated floors with **REFRESH**.

Cleanup is not necessary as applicators can be dusted out the following day.


Coverage: Allow approx. 20 square metres per litre for a finished job on most dense surfaces. More porous surface will use more product.



CLEARSEAL A water based sealer best used as a pre seal to help with cleanup or as a sealer for masonry walls. Application is best done using a sprayer. Ensure only ONE COAT is applied and use only enough to soak the surface. Excess product should be wiped away while it is still wet. DO NOT LET POOLS AND PUDDLES SIT TO DRY. If any whitening occurs after drying too much product has

been applied and you will need to call the hotline. Allow 6-8 hours before commencing grouting and be sure to wipe off all excess grout during cleanup. Cleanup is with water. Avoid spraying **CLEARSEAL** near timber or metal.

Coverage: Allow approx. 3-5 square metres per litre. More porous surfaces may use even more. Resealing should be done every 3-5 years.



‘5 YEAR WARRANTY’ *
PINNACLE is a blend of very high performing resins designed to give maximum stain protection from household spills. It is suitable for indoor and outdoor use and **may alter the appearance of the surface being sealed** (slight darkening may occur on some surfaces). It will not interfere with the finish or the slipperiness of the surface.

Application: Apply product using a lambswool applicator or a solvent resistant spray pack for commercial areas. The area to be sealed must be clean and dry prior to sealing. Remember that any stains or marks that are sealed over will be almost impossible to remove later. Two light coats should be applied such that the surface is uniformly wet with the product, remove excess sealer, resealing 1-2 coats as required. Allow one hour between coats and 8 hours after completion before using the area. Ideally this is overnight.

Maintenance and cleaning should be done using **REFRESH**. Harsh chemical cleaners such as acids, degreasers, Jif, Handy Andy should be avoided as they can break down the sealer quickly.

Cleanup is not necessary as the resin in this product will turn to powder in the applicator. Simply dust off the following day.

Surfaces sealed with **PINNACLE** will not require re sealing for many years and will not require stripping. After 5 years apply 1-2 coats of Pinnacle as required to protect your investment.

Allow approx. 5 square metres per litre for a finished job of 2 coats.



‘3 YEAR WARRANTY’ **
TUSCAN SEAL is a solvent based sealer designed to give stain protection from common spills. **TUSCAN SEAL** will leave the surface with a natural finish **but may alter the appearance depending on the stone.**

Application: Apply product using a lambswool applicator or a chemical resistant spray pack. Do not allow to foam as it may cause staining (if foaming occurs there is not enough sealer being used). Two soaking coats are recommended with about 30 minutes between coats. Final curing takes about 2 hours.

Coverage: Allow approx. 5 square metres per litre for a finished job on most surfaces. More porous surfaces will use more than this. Cleanup is not necessary – allow the applicator to dry and then dust out the next day.

Resealing should be done every 3-5 years. Stripping is not necessary – clean area with **HD CLEANER**, **GREEN DEVIL**, **SAPPHIRE**, **BAN RUST** or **ANTI-EFF** rinse with **REFRESH** and simply re-seal.

FOR TECHNICAL ASSISTANCE
CALL 1800 999 196

Always test a small area first and call us if in any doubt.