


edenstone masonry

# TIMBERSTONE


Timberstone portrays the essence of natural timber, with all the benefits of handcrafted stonework. Perfect for creating low maintenance gardens and stylish pool surrounds. Timberstone looks amazing and is easy to care for. **Timberstone by Edenstone.** *Creating quality, endurance and style.*

  
edenstone  
masonry

QUALITY | ENDURANCE | STYLE



# TIMBERSTONE




COLOUR  
DRIFTWOOD

SIZE  
800MM X 230MM X 40MM  
230MM X 230MM X 40MM




COLOUR  
COPPER

SIZE  
800MM X 230MM X 40MM  
230MM X 230MM X 40MM



ALSO AVAILABLE  
SLEEPER WALL POSTS



JOINER POST  
CORNER POST

COLOURS AVAILABLE  
DRIFTWOOD OR COPPER

SIZE  
125MM X 125MM X 640MM  
PLUS 250MM OF REO BAR

For the full range of domestic and commercial landscape products, including the Paver Installation and Care Guidelines, visit [edenstone.com.au](http://edenstone.com.au) or visit your nearest Landscape Supplier.

The Edenstone Masonry range is available at selected suppliers including:

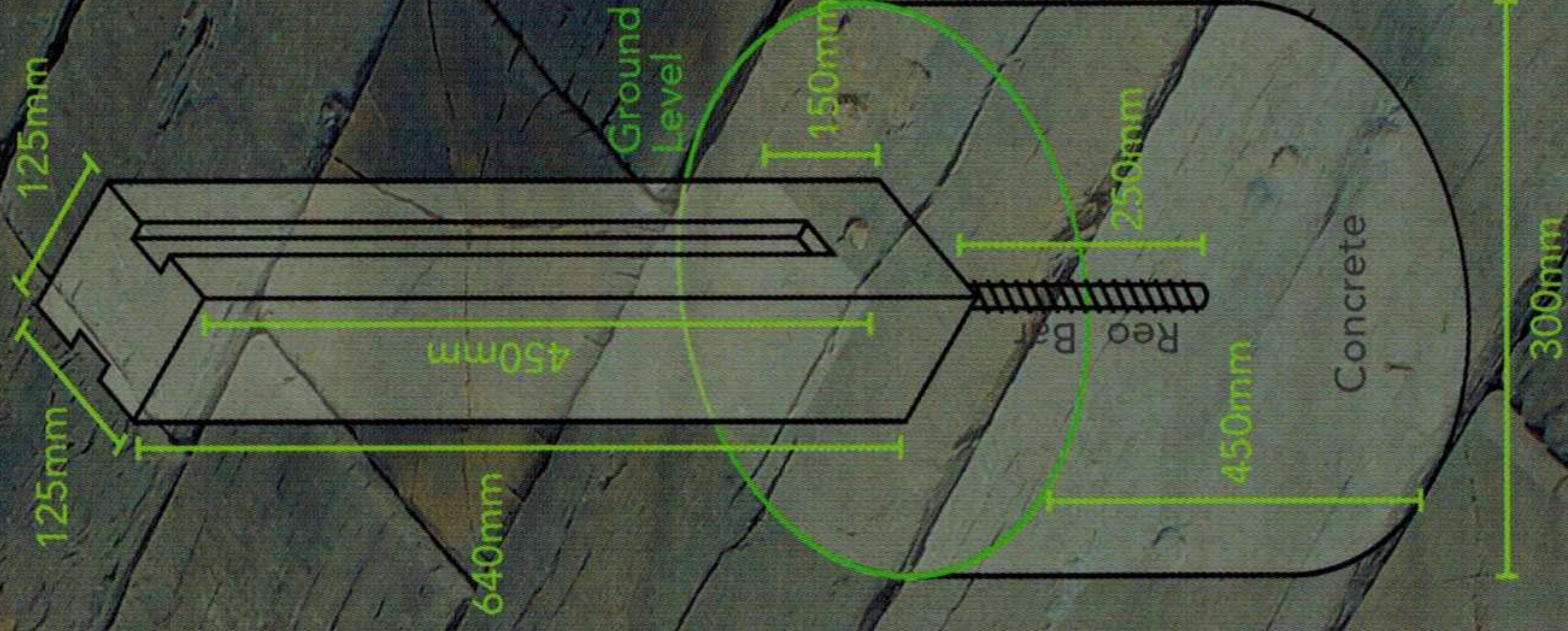


edenstone  
masonry  
[www.edenstone.com.au](http://www.edenstone.com.au)



## A GUIDE TO SETTING BOTH JOINER AND CORNER POSTS

1. Dig a hole 300mm in diameter by 450mm deep.
2. Support posts using wood bracing and clamps.
3. Check all posts are plumb by using a spirit level. Check the distance between each post is 780mm (outside edge of each post).
4. Fill holes with 20mpa concrete or bag mix.
5. Once concrete is set remove bracing and install sleepers.



TERMITE  
PROOF



HAND  
MADE



WEATHER  
PROOF



POOL & SALT  
RESISTANT



NO SPLINTERS  
OR ROTTING