

CLAYPAVE

CLAY PAVERS

Naturally best.



REGAL 300's CLAY PAVERS

Regal — Gold
300 x 300mm


Regal — Tan
300 x 300mm

Regal — Sand
300 x 300mm

Regal — Pewter
300 x 300mm

Regal — Mocha
300 x 300mm

Regal Bullnose —
Gold, Tan,
Sand, Pewter
300 x 300mm



Introducing the new, large, square 300 x 300mm pavers in our popular Regal finish. Five sophisticated, warm, earthy colours let you create inviting open areas, mix and match, and highlight borders and features. Regal colours and finishes are also available in standard paver size, 9 x 9, 400 x 400mm, and sweeping 460 x 230mm Maxipave sizes, so you can combine for interesting patterns and make a statement. Salt safe Bullnose profile available for swimming pools and edging as well.



REGENCY 300's CLAY PAVERS

Regency — Gold
300 x 300mm



Regency — Tan
300 x 300mm



Regency — Sand
300 x 300mm



Regency — Pewter
300 x 300mm



Regency — Mocha
300 x 300mm



We introduce more choice with the Regency 300 x 300mm pavers. Regency pavers add style to the home as successfully as they do to commercial areas. Textured and slip resistant, now with pewter and mocha — large square Regency pavers extend your versatility — inviting you to create patterns by mixing and matching with standard paver size and 9 x 9.



M AXIPAVE CLAY PAVERS



Maxipave — Gold
460 x 230mm



Maxipave — Tan
460 x 230mm



Maxipave — Sand
460 x 230mm



Maxipave — Pewter
460 x 230mm



Bigger is better! And rectangles rule! Introducing a world first — Claypave's exclusive 460 x 230mm 'Large Format' pavers. The effect is like the offset pattern of brickwork, on a giant scale — making small areas feel roomier, and large areas gigantic.



REGAL 400's CLAY PAVERS

Regal — Gold
400 x 400mm




Regal — Tan
400 x 400mm



Regal — Sand
400 x 400mm



Regal — Pewter
400 x 400mm



Regal Bullnose —
Sand, Gold,
Tan, Pewter
400 x 400mm



Big, bold and confident! That's the impression you make with Claypave 'Large Format' 400 x 400mm pavers. (That's the full width of this brochure opened out). Choose from five warm, stylish colours in our popular Regal finish. Consider the possibilities of combining, and contrasting with other sizes and styles from the impressive Claypave range!



REGAL 9x9 CLAY PAVERS

Regal — Gold
9 x 9


Regal — Tan
9 x 9

Regal — Sand
9 x 9

Regal — Pewter
9 x 9

Regal — Mocha
9 x 9

Regal — Rojo
9 x 9



Now we take you beyond tan and gold with a full range of colours in stylish 230 x 230mm Regal finish pavers. Create with six cheerful, sun-loving colours. Count on the extra comfort of the special cushion-finish edge to speak volumes in your design about care, quality, and attention to detail.



REGAL CLAY PAVERS



Regal — Gold



Regal — Tan




Regal — Sand



Regal — Pewter



Regal — Mocha



Regal — Rojo



Regal Coper —
Gold, Tan,
Sand, Pewter,
Mocha, Rojo



Regal Bullnose —
Sand, Gold,
Tan, Pewter,
Mocha, Rojo



Available in standard paver size as well as 9 x 9, Regal smooth finish lets you create your own piece of Tuscany using any of the six colours. Matching bullnose and copers for pool surrounds let you carry them right to the water's edge, capturing the warm sunny colours and spirit of the Mediterranean.



REGENCY CLAY PAVERS

Regency — Gold
Body/9 × 9

Regency — Tan
Body/9 × 9

Regency — Sand
Body/9 × 9

Regency — Pewter
Body/9 × 9

Regency — Mocha
Body/9 × 9

Regency — Rojo
Body/9 × 9



Available in standard paver size and 9 x 9, Regency is one of Claypave's most durable pavers. The textured surface makes the Regency extra slip resistant. Available in hard-wearing commercial mixes, the Regency will give you a proud result in a domestic home design, while being able to still look great in areas of heavy duty use. The finish is quality, and the range of colours is an invitation to experiment with tones.



Cobble, Tuscan & Split Clay Pavers

Cobble — Tan

Cobble — Mocha

Cobble — Cream

Cobble — Bronze

Tuscan Bullnose —
Gold, Tan, Sand

Tuscan Coper —
Gold, Tan, Sand

Tuscan —
Gold, Tan, Sand

Split — Tan, Gold,
Sand 9 × 4.5

Split — Gold, Tan,
Sand 9 × 9

Split — Sand,
Gold, Tan 9 × 9



If you want to create a cottage garden feel, a rustic atmosphere, or a sense of permanence and history, you cannot go past a little touch of the magic that Claypave Cobble pavers provide.

Poolside? Lawn edges? Need to keep everything low? Rely on Claypave

Tuscan and Split ranges to give you a flat, even, stylish finish.

Tuscan is ideal for pool surrounds, assuring square edges, and the design flexibility of matching accessories like bullnoses and copers.

Splits are perfect for areas where you are restricted by height.




TYPES, SIZES, USES

Why clay pavers?

The warm natural colours of clay pavers are all the way through the material, not added as an artificial dye or pigment. Then we fire them in a kiln to lock it in! Which makes them strong and durable, too. They resist staining, are so low-maintenance they can be cleaned with detergent and water, and adjust better to underlying earth movement than poured-in-place concrete. It's also easy to replace a small section if stained or damaged. They are slip resistant and skid resistant, excellent for heavily trafficked wet areas, as well as walkways and driveways. You can expect quality clay pavers to hold firm and look good for generations.

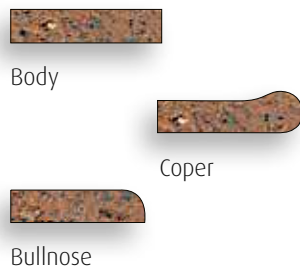
DIMENSIONS



CLAYPAVE COLOURS



PAVER TYPES



Application Table

	Pedestrian
	Domestic Vehicle
	Commercial Heavy Vehicle
	Salt safe for swimming pool areas

CLAYPAVE RANGE

Paver type	Size(mm)	Application
Regal 300's Gold/Tan/Sand/Pewter/ Mocha	300 x 300 x 40mm	

Paver type	Size(mm)	Application
Regal 300's Bullnose Gold/Tan/Sand/Pewter/ Mocha	300 x 300 x 40mm	

Paver type	Size(mm)	Application
Regency 300's Gold/Tan/Sand/Pewter/ Mocha	300 x 300 x 40mm	

Paver type	Size(mm)	Application
Maxipave Gold/Tan/Sand/Pewter	460 x 230 x 50mm	

Paver type	Size(mm)	Application
Regal 400's Gold/Tan/Sand/Pewter	400 x 400 x 50mm	

Paver type	Size(mm)	Application
Regal 400's Bullnose Gold/Tan/Sand/Pewter	400 x 400 x 50mm	

Paver type	Size(mm)	Application
Regal 9 x 9 Gold/Tan/Sand/Pewter/ Mocha/Rojo	230 x 230 x 40mm	
Gold/Tan/Sand/Pewter/ Mocha	230 x 230 x 50mm	

Paver type	Size(mm)	Application
Regal Gold/Tan/Sand/Pewter/ Mocha	230 x 115 x 30mm	
Gold/Tan/Sand/Pewter/ Mocha/Rojo	230 x 115 x 40mm	
Gold/Tan/Sand/Pewter/ Mocha	230 x 115 x 50mm	
Gold/Tan/Sand/Pewter/ Mocha	230 x 115 x 60mm	

Colours that last

Consistent, permanent colour. Kiln fired. Won't fade or change over time. Not affected by light.

Excellent slip resistance

Slip and skid resistant textured surface. Our clay pavers meet or exceed the Australian Standards for slip resistance.


Kiln fired for strength


Clay pavers are fired at over 1100°C. That's over four times hotter than a kitchen oven!




Salt safe



Clay pavers are suitable for use around salt-chlorinated pools and in saline environments.


SPECIALTIES


Paver type	Size(mm)	Application
Regal Bullnose Gold/Tan/Sand/Pewter/ Mocha/Rojo	230 x 115 x 40mm	


Paver type	Size(mm)	Application
Regal Coper Gold/Tan/Sand/Pewter/ Mocha/Rojo	230 x 115 x 40mm	


Paver type	Size(mm)	Application
Regency Gold/Tan/Sand/Pewter/ Mocha/Rojo	230 x 115 x 40mm	
Gold/Tan/Sand/Pewter/ Mocha/Rojo	230 x 115 x 50mm	
Gold/Tan/Sand/Pewter/ Mocha	230 x 115 x 60mm	


Paver type	Size(mm)	Application
Regency 9 x 9 Gold/Tan/Sand/Pewter/ Mocha/Rojo	230 x 230 x 40mm	
	230 x 230 x 50mm	

Paver type	Size(mm)	Application
Cobble Tan/Cream/Bronze/Mocha	230 x 115 x 50mm	

Paver type	Size(mm)	Application
Tuscan Gold/Tan/Sand	230 x 115 x 40mm	

Paver type	Size(mm)	Application
Tuscan Bullnose Gold/Tan/Sand	230 x 115 x 40mm	

Paver type	Size(mm)	Application
Tuscan Coper Gold/Tan/Sand	230 x 115 x 40mm	

Paver type	Size(mm)	Application
Splits* Gold/Tan/Sand/Mocha	230 x 115 x 20mm 230 x 230 x 20mm	


*Must be installed using good tiling methods.




Visually Impaired Dots/Dashes
300 x 150 x 50mm



Finishing Edge
230 x 150/115 x 50mm



Channel
230 x 115 x 65mm



Kerbs
230 x 115 x 125/65mm

For further information relating to the photographs in this brochure, please visit our website at www.claypave.com. Also Claypave specialise in abrasive pavers for commercial projects.

CLAYPAVE

CLAY PAVERS

Naturally best.



Claypave pavers are among the world's best. We can boast a successful history dating back to the 1800s.

Claypave uses local clays, and fires with natural gas, so our pavers are gentle on the environment. The warm natural colours are exactly that — natural. There are no artificial colouring agents or dyes added. The colours are a result of the natural clay and the temperatures at which they are fired. They will never fade.

Claypave continually ensure that our large and varied range provides stylish, elegant and practical solutions to every situation. Our latest extension to the large format choice available is just another demonstration of this commitment.

Proudly Australian Claypave pavers are sought after by the world at large. We export to Japan, New Zealand, Pacific Islands, South East Asia, Middle East, Europe and the United States. Your Claypave project is in world class company!

Chum Street, Dinmore Qld 4303 Australia
Phone: +61-7 3282 1444 or 1800 809 729
Fax: +61-7 3282 2686
E-mail: claypave@claypave.com
www.claypave.com



N.B. Colour variation is normal in all our clay products. All sizes are nominal. All pavers should be laid as per CBPI specifications. The colour and textures indicated in this brochure are as accurate as can be represented by the printing process.

Your nearest distributor

